

From: "Nina Simone - Silk & Soul"

I Wish I Knew How It Would Feel to Be Free

by

BILLY TAYLOR

Lyrics by DICK DALLAS and BILLY TAYLOR

Published Under License From

AMPD

© Copyright 1964 & 1968 Duane Music Incorporated, USA.
Westminster Music Limited.
All Rights Reserved. International Copyright Secured.

Authorized for use by *Lani Fuzessery*

NOTICE: Purchasers of this musical file are entitled to use it for their personal enjoyment and musical fulfillment. However, any duplication, adaptation, arranging and/or transmission of this copyrighted music requires the written consent of the copyright owner(s) and of Musicnotes.com. Unauthorized uses are infringements of the copyright laws of the United States and other countries and may subject the user to civil and/or criminal penalties.

I Wish I Knew How It Would Feel To Be Free

Words by Billy Taylor & Dick Dallas
Music by Billy Taylor

♩ = 120

F11 B♭ D7/F♯ Gm B♭7/F E♭ E♭/F B♭

E♭ B♭/D B♭6 F/A B♭ F/C C7 F7

B♭ D7 Gm B♭7/F E♭ E♭/F B♭ Edim

B♭/F D7/F♯ Gm Edim B♭/F F7sus4 B♭

© Copyright 1964 & 1968 Duane Music Incorporated, USA.
Westminster Music Limited.
All Rights Reserved. International Copyright Secured.

B \flat D7/F \sharp Gm B \flat 7/F E \flat

wish I knew how it would feel to be free.

B \flat B \flat E \flat B \flat /D B \flat

I wish I could break all the chains

F C7 F B \flat D7

hold ing me. I wish I could say

Gm Bb7 Eb Eb/F Bb Edim

all the things that I should say, say 'em loud, -

Detailed description: This system contains the first two lines of music. The top line is the vocal melody with lyrics. Above it are six guitar chord diagrams: Gm, Bb7, Eb, Eb/F, Bb, and Edim. The bottom two lines are piano accompaniment, with the right hand playing a melodic line and the left hand playing chords and bass notes.

Bb/F D7/F# Gm Bb/F Eb/F

say 'em clear, for the whole round world to hear. -

Detailed description: This system contains the second two lines of music. The top line is the vocal melody with lyrics. Above it are five guitar chord diagrams: Bb/F, D7/F#, Gm, Bb/F, and Eb/F. The bottom two lines are piano accompaniment, with the right hand playing a melodic line and the left hand playing chords and bass notes.

Bb D7 Gm

I wish I could share all the

Detailed description: This system contains the third two lines of music. The top line is the vocal melody with lyrics. Above it are three guitar chord diagrams: Bb, D7, and Gm. The bottom two lines are piano accompaniment, with the right hand playing a melodic line and the left hand playing chords and bass notes. A dynamic marking 'f' is present in the piano part.



Musical staff with melody and lyrics: love _____ that's in my heart. Re - move all the bars _

love _____ that's in my heart. Re - move all the bars _

Piano accompaniment for the first system, including treble and bass clefs.



Musical staff with melody and lyrics: _____ that keep _____ us a - part. _____ I _____

_____ that keep _____ us a - part. _____ I _____

Piano accompaniment for the second system, including treble and bass clefs.



Musical staff with melody and lyrics: _____ wish _____ you could know _____ what it means _____ to be me, _

_____ wish _____ you could know _____ what it means _____ to be me, _

Piano accompaniment for the third system, including treble and bass clefs.

Bb Em7b5 Bb/F D7/F# Gm7 Em7b5

then you'd see _____ and ag - ree _____ that ev - 'ry man _____

Musical notation for the first system, including guitar chord diagrams and piano accompaniment.

Bb/F Eb/F Bb D7 Gm Bb7

_____ should be free. _____ I wish I could _ give all I'm

Musical notation for the second system, including guitar chord diagrams and piano accompaniment.

Eb Eb/F Bb Eb Bb

long - in' to give. _____ I wish _____ I _____ could live _____ like I'm

Musical notation for the third system, including guitar chord diagrams and piano accompaniment.

6




long - ing _____ to live. _____ I wish _____ I _____ could do _____ all _____ the




things that I can _____ do. _____ Though I'm way _____ o-ver - due _____ I'd be




start - in' _____ a - new. _____ Well I _____ wish _____ I _____ could be _____ like _____ a




bird _____ in the sky. How sweet it would be _







_____ if I found _____ I could fly. _____ Oh I'd soar _____ to the sun _

gva-----





_____ and _ look down _____ at the sea. Then I'd sing _____ 'cause I know _



Gm Em7b5 Bb/F D7/F# Gm Em7b5 Bb/F D7/F#

— yeah, and I sing 'cause I know, yeah! And I'd sing 'cause I know,

Gm Em7b5 Bb/F D7/F# Gm Em7b5

I know how it feels, oh I know how it

Repeat ad lib. to fade

Bb/F D7/F# Gm Em7b5 Bb/F D7/F# Gm Em7b5

feels to be free. Yeah I know how it feels, yes I